

# UMBROSA

UNIQUE SHADE DESIGN

# Company

## Umbrosa offers unique shade solutions

The shade solutions by Umbrosa are a clear statement of both elegance and understated simplicity, and that in combination with unprecedented ergonomics that puts 'easy to use' to a higher dimension. Umbrosa very consciously chooses to work with the best international designers and to **produce exclusively in Belgium**. Umbrosa is the specialist in state-of-art umbrellas for both residential and commercial applications. The team of designers pays special attention to the unique character of nature and the daring creativity of each design.

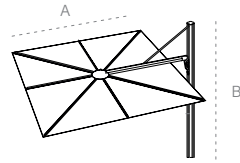






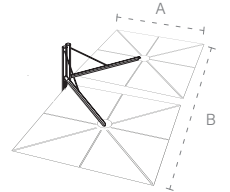
# Spectra

## Straight



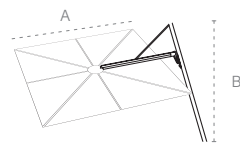
A | 250 or 300 (8'2" or 9'10")  
B | 260 (8'6")

## Duo



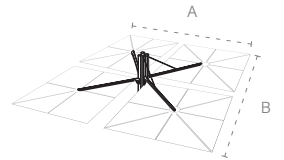
A | 250 (8'2")  
B | 540 (17'9")

## Forward



A | 250 or 300 (8'2" or 9'10")  
B | 260 (8'6")

## Multi



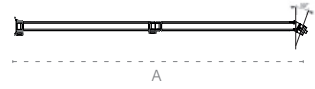
A | 540 (17'9")  
B | 540 (17'9")





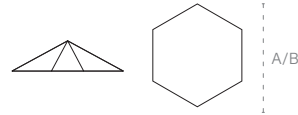
# Paraflex

## Neo Holder




A | 200 (6'7")

## 270/300 Round



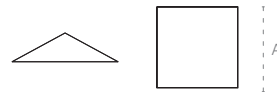
A | 270 (8'10")  
B | 300 (9'10")

## Classic Holder



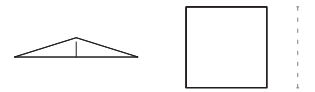
A | 185 (6'1")

## 190 Square



A | 190 (6'3")

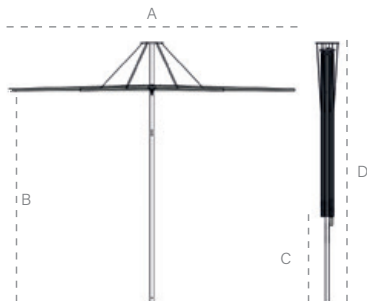
## 230 Square



A | 230 (7'7")

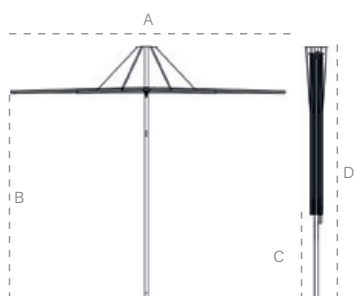
# Infina

## Square



A | 250 (8'20") | 300 (9'10")  
B | 225 (7'5")  
C | 90,5 (2'11") | 55 (1'9.7")  
D | 275 (9')

## Round



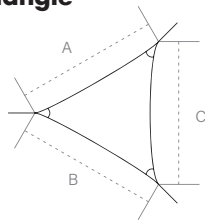
A | 300 (9'10")  
B | 225 (7'5")  
C | 55 (1'9.7")  
D | 275 (9')



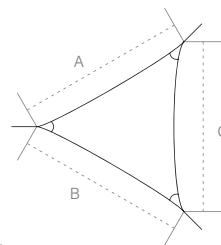


# Ingenua

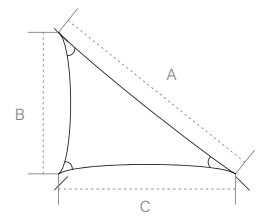
## Triangle



A | 400 (13'1")  
 B | 400 (13'1")  
 C | 400 (13'1")

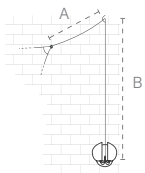


A | 500 (16'5")  
 B | 500 (16'5")  
 C | 500 (16'5")



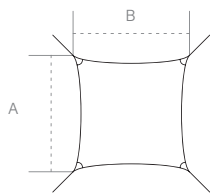
A | 640 (21')  
 B | 400 (13'1")  
 C | 500 (16'5")

## Wall Kit

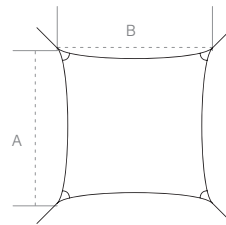


A | MIN. 20 (8")  
 B | <500 (<16'5")

## Square

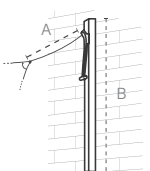


A | 300 (9'10")  
 B | 300 (9'10")



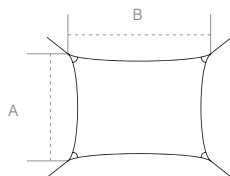
A | 400 (13'1")  
 B | 400 (13'1")

## Wall Mount

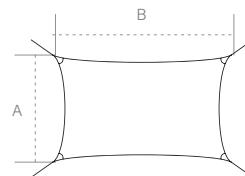


A | MIN: 50 (1'8") MAX: 150 (4'11")  
 B | 165 (5'5")

## Rectangle



A | 300 (9'10")  
 B | 400 (13'1")

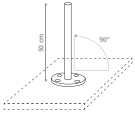


A | 300 (9'10")  
 B | 500 (16'5")

# Bases and colours

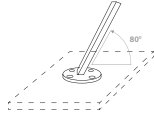
## Permanent mounting

Round Support 90°



Paraflex | Ingenua | Infina  
Included for Spectra

Round Support 80°



Ingenua  
Included for Spectra

Inground Anchorage 90°



Paraflex | Ingenua

Inground Anchorage 80°



Ingenua

Inground Anchorage



Infina | Spectra

## Movable bases

Mobile Tile Base



85x85x17cm | 2'7.8"x2'7.8"x6"  
Paraflex | Spectra

- Aluminum
- Dusk (RAL 8022)
- White (RAL 9016)

Mobile Infina Base




73x73x1,2cm | 2'4"x2'4"x0.5"  
Infina

- Aluminum (RAL 7047)
- Dusk (RAL 8022)

## Colours fabrics

Solidum



Natural



Canvas



Grey



Taupe

Some Solidum colours are QuickShip colours, check with your dealer for more information.

Sunbrella



Sand



Blue Storm



Blush



Curacao



Flanelle



Almond



Marble



Mint



Pepper



Black

## Finishes poles



Aluminum

Paraflex | Spectra | Ingenua  
Infina



Dusk

Spectra | Ingenua | Infina



White

Spectra



[www.umbrosa.com](http://www.umbrosa.com)

Made with love in Belgium