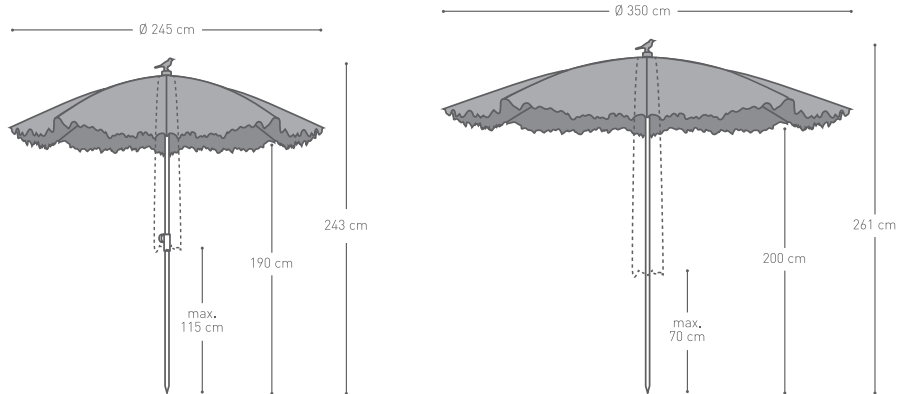






SHADYLACE

design by Chris Kabel for Sywawa in partnership with Droog design



		SHADYLACE Ø 245 cm		SHADYLACE XL Ø 350 cm
FABRIC		Polyester 220D, 14 needles/inch GREY	Polyester 220D, 14 needles/inch GREEN	Polyester 220D, 14 needles/inch, colour white WHITE
POLE		Ø 32 mm Anodized aluminium, natural colour	Ø 32 mm Aluminium, powder coated green (pant. 5747)	Ø 35 mm Anodized aluminium, natural colour
RIBS		8 white steel ribs Ø 4 mm x 245 cm	8 green steel ribs Ø 4 mm x 245 cm	8 white steel ribs paragon 175 cm
		Grey, polyamide	Gold, polyamide	Grey, polyamide
HEIGHT	open-closed	243 cm		261 cm
SHADE AREA		±4,71 m ²		±9,62 m ²
		5 BFT 38 km/h 24 mph		5 BFT 38 km/h 24 mph
		4 kg		7 kg
		140 x 15 x 15 cm		275 x 21 x 12 cm
PROTECTIVE COVER		White Polyester	Green Polyester	Polyester with acrylic/teflon coating ± 200 gr/m ² , highly UV resistant, grey

*If installed in a Sywawa base see page 96-99. Always install the base on a horizontal and flat surface. The SHADYLACE Ø 245cm also fits in any standard base for parasols up to Ø 245cm that allows parasol poles of Ø 32mm. The standard base must have a minimum size of Ø 50cm or 45x45cm and a minimum weight of 20 kg. The SHADYLACE XL also fits in any standard base for parasols up to Ø 3,5m that allows parasol poles of Ø 35mm. The standard base must have a minimum size of Ø 50cm or 45x45cm and a minimum weight of 40 kg. Guarantee only with original Sywawa parts.

BASES & ACCESSORIES see page 96-99